

# **Child Safety Seat Inspections**

**Tracie Hernandez of the Capitola Police Department has completed a course on Child Safety Seat Inspections. The course curriculum was developed by the National Highway Traffic Safety Administration and certification received through Safe Kids. On average over 80% of child safety seats are installed and/or used incorrectly.**

**Child safety seats are very important lifesaving devices and are required by Law to be used in the State of California. The use of a child safety seat improves a child's chances of surviving a motor vehicle crash.**

**If you wish to have assistance installing a child safety seat or would like to have one inspected, please contact Tracie at the Capitola Police Department during business office hours to schedule an appointment.**

**The number to call is: (831) 475-4242**

**Monday thru Friday 8am-5pm**

***CLICK THE LINK BELOW TO SEARCH FOR CHILD SAFETY SEAT RECALLS***

**<http://www-odi.nhtsa.dot.gov/home.cfm>**

## 4 STEPS FOR KIDS



# Child Passenger Safety

A PARENT'S PRIMER









## GROWING UP SAFE:

It's a four-step process.

As children grow, how they sit in your car, truck or SUV should change. Save your child from injury or death by observing all four steps:



**NHTSA**  
People Saving People  
[www.nhtsa.dot.gov](http://www.nhtsa.dot.gov)

1	<b>REAR-FACING INFANT SEATS</b>		<i>in the back seat from birth to at least one year old and at least 20 pounds</i>		INFANT
2	<b>FORWARD-FACING TODDLER SEATS</b>		<i>in the back seat from age one and 20 pounds to about age four and 40 pounds</i>		TODDLER
3	<b>BOOSTER SEATS</b>		<i>in the back seat from about age four to at least age eight, unless 4'9"</i>		BOOSTER
4	<b>SAFETY BELTS</b>		<i>in the back seat at age eight or older or taller than 4'9".</i>		SAFETY BELT

**REMEMBER: All children age 12 and under should ride in the back seat.**

# Get Help!

## ON THE WEB

Go to [www.nhtsa.dot.gov](http://www.nhtsa.dot.gov) and choose Child Passenger Safety from the menu or click on the child safety seat logo.

The site includes child safety seat installation tips, product ratings, recalls, and other useful information.

## NEAR YOU

A certified child passenger safety technician can check your installation and answer questions. To find a technician or an inspection station near you, go to [www.nhtsa.dot.gov](http://www.nhtsa.dot.gov), click on the child safety seat logo, and

then click on Child Safety Seat Inspections or go to [www.seatcheck.org](http://www.seatcheck.org).

## BY PHONE

For more information about child safety seats, booster seats, inspection/fitting stations in your area, safety belts, air bags, and other highway safety issues, call the DOT Auto Safety Hotline at 1-888-DASH-2-DOT (1-888-327-4236).

